


PELI-HARDIGG™ RACK MOUNT CASES

CATALOGUE

JANUARY 2022



SINCE 1976



Register for
our newsletter!



TABLE + OF CONTENTS

PELI RACK CASE FEATURES	3
RACK MOUNT ROTO-MOLDED CASES	4-5
RACK MOUNT OPTIONS	6-7
RACK CASES	
Classic Rack™	8
SuperMAC™	9
MAC Rack™	10
V-Series	11
Min Mac Rack™	12
Blackbox	13
ProRack™	14
RACK CASES SPECIFICATIONS	
PART NUMBER BREAKDOWN	27

PELI RACK CASE

Peli-Hardigg™ Cases are world renowned as the toughest, smartest transport systems available for commercial, industrial and military shippers. Our innovative design process and rigorous testing methods continue to result in superior patented advancements that ensure your vital, sensitive and expensive electronics remain protected. Peli-Hardigg™ Rackmount Cases can take repeated drops, blows and soakings while protecting your gear. When it comes to electronics, nothing protects better than a Peli- Hardigg™ Case.

From the ultimate protection of a Classic Rack, to the removable rack option offered by SuperMAC, to the smaller footprint MAC Rack and ProRack, Peli-Hardigg™ has the solution to fit your exact shipping and protection requirements.

All Peli-Hardigg™ Rackmount Cases boast rugged rotomoulded exterior shells that withstand all kinds of abuse, drop after drop, in every environment – damage free.



PELI RACK CASE FEATURES

+ CHOOSING THE PERFECT RACKMOUNT CASES


From the most delicate equipment to slightly more rugged electronics, Peli has a case with the perfect combination of shock, vibration protection and portability.

Use the following product pages to help you find the exact configuration of access and stabilising security suited to your specific needs.

If you require a case with a capacity beyond 150 Kg., please contact us for more options or custom solutions.

+ WHAT IS A U SIZE?

A "U size" is a worldwide standard rack unit specification. It consists of three holes which take up to 32 mm plus 6 mm above and below for extra space between rack mountable components (totaling 44 mm).




SHARED FEATURES ACROSS ALL MODELS

- A Durable moulded-in colour
- B Moulded-in, tongue-in-groove gasketed parting lines seal tight and remain so after impacts
- C Patented, moulded-in metal inserts for catch and hinge attachment points provide strength and spread loads to the container wall for maximum integrity
- D Moulded-in male/female stacking ribs for secure stacking
- E Patented, positive anti-shear locks prevent case lids from separating from mid-section even after impact – and minimise stress on hardware
- F Shock mounts provide excellent shock and vibration cushion for delicate equipment
- G Moulded-in ribs provide extra columnar strength
- H One-piece rotomoulded body and lids
- I Peli-Hardigg's patented, wide-design, Comfort Grip Handles™ come standard on most cases
- J Interference fit spiral spring pins in each corner for maximized structural integrity
- K Designed to meet ANSI/EIA-310-C for universal rack mounting hole pattern

+ G FRAGILITY RATING

The fragility of an item is normally expressed in "G" units. G units are a measure of the force exerted on bodies by the earth's gravitational pull. Products with a larger g-force rating require less protection from shock and vibration. For instance, an item with 20 G fragility will suffer damage when subjected to a force 20 times that of normal earth gravity. The fragility of an instrument or piece of equipment is usually determined by laboratory testing.





CLASSIFICATION	FRAGILITY (shock and vibration levels)	
EXTREMELY SENSITIVE Inertial Navigation Equipment (Gyroscopes)	12 - 18 G's	
VERY DELICATE Electro-Optical (101-152 mm), Precision Test Equipment	18 - 25 G's	
FRAGILE General Electro-Mechanical, Medical and Biological Diagnostic, Tower computers, Colour TV Cameras, High End Rack Mount Electronics, Printers	25 - 50 G's	
MODERATELY FRAGILE Solid-State Circuit Electronics, Radar and Microwave, Antennas, Audio-Visual Projectors, Aircraft Engines, General Rack Mount Electronics	50 - 80 G's	
RUGGED PC Boards, PC Monitors, Refrigerators, Microwave Ovens, Control & Metering Valves, Cameras, Emergency Rescue Gear	80 - 120 G's	
VERY RUGGED Most Small Appliances, Peli Flashlights, Tools, Guns	120 G's and Up	
CELL PHONE	300 G's	







- L Aircraft-quality, precision-tempered 6061-T6 aluminum provides a high strength-to-weight ratio
- M Fully recessed hardware protected from external impact damage
- N Exceeds Air Transport Association (ATA) Specification 300, Category I requirements
- O Reinforced corners and edges (high-stress areas) with 15 to 20% more material
- P Splash and rain resistant – airtight/watertight available

Designed to meet ANSI/EIA-310-C for universal rack mounting hole pattern (10/32 for US, M6 for International)



	Classic Rack Case (60 Case Variations)	SuperMAC™ Case (21 Case Variations)	MAC Rack™ Case (54 Case Variations)	MIN MAC Rack™ Case (20 Case Variations)
SWAY SPACE	50 mm sway space 	25 mm sway space 	21 mm sway space 	13 mm sway space 
FRAME	Heavy duty reinforced threaded aluminum frame			
CASE SIZES	3U (4U), 4U (5U), 5U (6U), 6U (7U), 7U (8U), 9U (10U), 10U, 11U (12U), 14U, (15U), 21U (22U), 26U (27U)	3U ,4U, 5U, 7U, 9U, 11U, 14U	3U, 4U, 5U, 6U, 7U, 9U, 11U, 12U, 14U	4U, 6U, 8U, 10U, 12U
RACK DEPTHS	43 cm*, 46 cm*, 51 cm, 59 cm*, 63 cm, 71 cm*, 84 cm* (* 43 cm in 10U only, 46 cm in 7U (8U), 59 cm in 26U only and 71 cm in 10 U only)	61 cm (24") in 3U, 4U, 5U, 7U, 9U, 11U, 14U 76.2 cm (30") in 3U, 5U, 7U, 9U	51 cm (20"), 61 cm (24")	48 cm (19"), 61 cm (24")
PAYLOAD	9 - 77 kg. 72.5 - 154 kg. (higher payloads can be engineered)	11 - 57 kg. 57 - 90 kg.	11 - 45 kg. 45 - 90 kg.	10 - 50 kg.
G - RATING	15 - 30 G	40 - 70 G	50 - 80 G	50 - 80 G
SHOCK PROTECTION	Extreme Heavy Duty The best shock and vibration protection available	Medium/Heavy Duty Better shock and vibration protection	Medium Duty Good vibration protection	Light/Medium Duty Compact protection
SHOCK MOUNTS	Cylindrical shock mounts isolate equipment from vibration and the shock from impact forces.	Solid rubber block shock mounts isolate equipment from vibration and the shock from impact forces.	Cylindrical shock mounts isolate equipment from vibration.	Cylindrical shock mounts attached directly to the case wall to isolate equipment from vibration as well as impact forces.
SHOCK AND VIBRATION PROTECTION	Delivers maximum level of shock and vibration protection in the widest range of sizes and optional accessories.	Delivers a smaller width case body for space saving but still includes shock and vibration protection.	Delivers a case with good vibration protection using shock mounts.	Delivers a case with good vibration protection using shock mounts.
USES	Military Rapid Deployment, Memory Storage Devices, Precision Lab Equipment, Calibrated Diagnostic / Testing Gear, Aerospace Instrumentation.	Military Rapid Deployment, Control Consoles/Panels, Radar/ Microwave Antennas, Solid State Electronics, Television Communications Equipment.	Military Rapid Deployment, Field-Deploy Applications, Control Consoles/Panels, Broadcast Equipment.	Precision Test Equipment, Medical and Biological Diagnostic Devices, Meteorological Instruments, Laboratory Equipment, Flight Simulators, Broadcast Equipment.
CONFIGURATION	Fully Configurable (Made to Order and Customisable)			

33" Classic-V Rack Case (5 Case Sizes)	24" Super-V Rack Case (7 Case Sizes)	BlackBox Case (7 Case Sizes)	ProRack™ Case (4 Case Sizes)
35 mm sway space 	25 mm sway space 	25 mm sway space 	No sway space 
Steel rack with an industry-standard square hole pattern (both SAE and M6 clip nuts available)		Steel Threaded Rack	Aluminum frame with threaded clip nuts
3U, 4U, 5U, 7U, 9U	3U, 4U, 5U, 7U, 9U, 11U, 14U	3U ,4U, 5U, 7U, 9U, 11U, 14U	4U, 6U, 8U, 10U, 14U
84 cm (33")	61 cm (24") in 3U, 4U, 5U, 7U, 9U, 11U, 14U 76.2 cm (30") in 3U, 5U, 7U, 9U	61 cm (24") in 3U, 4U, 5U, 7U, 9U, 11U, 14U 76.2 cm (30") in 3U, 5U, 7U, 9U	43 cm (17")
3U to 5U = 36 - 45 kg. 7U to 9U = 45 - 77 kg.	3U to 5U = 36 - 45 kg. 7U to 14U = 45 - 77 kg.	9 - 45 kg.	Up to 34 kg.
N/A	N/A	40 - 80 G	80 - 120 G
Medium Duty Better shock and vibration protection (up to 77 kg.)		Light Duty Basic transport and protection from the elements.	Light Duty Basic transport and protection from the elements.
Cylindrical shock mounts attached directly to the case wall to isolate equipment from vibration as well as impact forces.		Cylindrical shock mounts isolate equipment from vibration as well as impact forces.	No shock mount system; aluminum rack mounted to case body.
Offers good shock protection in a preconfigured case for Off-The-Shelf purchases of 5 sizes.	Offers good shock protection in a preconfigured case for Off-the-Shelf purchase of 7 sizes.	Offers a preconfigured case made of recycled materials in 7 sizes.	Provides a light weight, space saving case for protection from rain, dust and surface impact.
Industrial and consumer square hole rack applications. These racks support both standard mount equipment (SAE or M6).		Radios and Amplifiers, Solid State Equipment, Field Testing Equipment.	Semi-Fragile Medical Equipment, Radios and Amplifiers, Field Deployed Test Equipment.
Off-the-Shelf (In stock and ready to ship)	Off-the-Shelf (In stock and ready to ship)	Off-the-Shelf (In stock and ready to ship)	Configurable and Made to Order

Hardware - Catch & Strike Latches



Black Plated Steel (HNB)
is low cost with strong strength.

Black Plated Stainless Steel (SSB) is corrosion resistant.

Security



Padlock Not Included

Lockable Cable Catch
Set of four (4) cable locks per case. Two (2) attached per lid on opposing corners. Cable is made of tamper-resistant aircraft steel.

Pressure/Humidity Options



Pressure Relief Valve (PRV) With Closed Loop Gasket
The manual PRV button is used to maintain correct pressure differential. Pressure range: +/- 0.5 PSID.

Humidity Indicator
Indicates 20%, 30%, and 40% relative humidity ranges. Colour changes when inside humidity exceeds the indicated level. Resets as humidity decreases; used along with PRV.

Rack Frame Options



Fixed Bottom Support Rails (bottom view)
These aluminum supports installed on the bottom of the rack, front to back.

Adjustable Vertical Supports
These aluminum supports installed on the side walls of the rack, top to bottom.

Adjustable Horizontal Supports
These aluminum supports installed on the side of the rack, front to back.

1/8" Wider Frame
Typically used with slides mounted on inside of upright.

Removable Rack System
This option is only available on Classic Racks and SuperMAC™ racks. (see page 16-18 for more info).

Handles



Heavy Duty Handle
Comfort grip handle, rustproof HDPE, recyclable, light weight, 90° Stop, spring loaded, 68 kg lift capacity/handle.

Extra Handles. (3 & 4 Hole)
90° stop handle. Black Plated Steel or stainless steel (black finish). 3-hole 15 kg. lift/handle 4-hole: 68 kg. lift/handle.

Lifting and Stacking Options



Lift / Tie Down Rings
2" (50 mm) diameter lift grips, spring loaded, pivot 180°, (340kg/ring rating installed). (453 kg/ring rating). Plated Steel and Black Stainless Steel.

Coupling Catches
Built in attachment system latching one case to another for secure stacking (on Classic rack cases).

E-Buckle
Built in attachment system latching one case to another for secure stacking (on Supermac cases).

Shelves and Drawers



1U Filler Panel
16-gauge aluminum, brushed black finish, Available in 1U, height 1.75" (44.45 mm).

Drawers
Key Lockable 2U, 3U, and 4U Drawers with slides, 15.78" (403 mm) wide, 24" (610 mm) deep. Max drawer payload 25 lbs (11.3 kg).

Keyboard Tray
Comfortable standard size keyboard. 24" (610 mm) wide, 12 inches (305 mm) deep. Attaches to case front catches.

Rack Slides
Compact solid bearing slides. Used to mount equipment directly into rack, or to mount drawers and shelves. (38,5 kg. capacity), sold in pairs.

Shelves
Fixed and sliding shelves available. (15,9 kg. per shelf).

Rear Rack Frame (rear view)
For ProRack™ cases only.

Cards, Labels and Stencils



Front Labels
A set of two labels.

Standard Labels
Custom option, requires an estimate.

Custom Stenciling
Per MIL-I-43553, Black, White, Yellow. Custom option, requires an estimate.

Card Holder
Set of metal holders for shipping card. 3" x 5" (76 x 127 mm) or 4" x 6", (102 x 152 mm).

ID Plate (Type H, Style IV)
Per MIL-P-15024, Size 10 4" x 4" x .020" (102 x 102 x 0.5 mm), aluminum fastener attached.

Rolling Features



Locking Swivel Casters
Button release QuickClip™ swivel casters, removable or fixed, 88 mm (3.5") or 127 mm (5.0") wheel diameters. No hardware included.

Caster Mounting System
Enhances the bottom panel strength of rack cases, while providing the same button-release convenience of the QuickClip™ caster plate.

Caster Storage in Lid
Holds four (4) casters on one (1) machined aluminum extrusion with mounting hardware (5" lid only).

Edge Casters
Two (2) wheel housings installed on 127 mm lids for case for cart-like movement. Load limit is 34 kg/ wheel. Used on Classic racks and Classic V Rack cases.

Other Options



Cage Nuts for V Racks
SAE/10-32 and Metric cage nuts for square hole racks. Packs of 24 pieces and 50 pieces.

Panel Screw With Washer
Used on any rack case.

Lid Storage Pouch
Zippered pouch for storing cables and accessories in front and/or rear lids.

Lid Leg Kit
5U or larger, 12" (304 mm) legs for seat height and 20" (508 mm) or 22.5" (572 mm) for table height.

Lid Hangers
Store lids on side of case when case is open. Set of four (4) hangers for two lids.

NOT ALL ACCESSORIES ARE AVAILABLE ON ALL STYLES AND SIZE CASES.

SEE "OPTIONS" ON THE CASE PAGES IN THIS CATALOGUE OR CONTACT YOUR TECHNICAL SALES REPRESENTATIVE FOR CONSULT.

Optional Colours for All Rack Cases

Gray - 133 Fed Std# 26270	Tan - 250 Fed Std# 20372	Blue - 135(lt) Pantone# 292U	White - 132 Fed Std# 27925	Yellow - 136 Pantone# 012U	Green - 138(forest) Fed Std# 24052	Orange - 134 Fed Std# 12197
Yellow - 131 Fed Std# 23538	Maroon - 197 Pantone# 202U	Blue - 101(dk) Fed Std# 25052	Black - 032 Fed Std# 27040	Red - 130 Fed Std# 21105	Olive Drab - 137 Fed Std# 34096	Purple - 129 Pantone# 245U

Note: Some options are not available on all case sizes and availability is subject to change at manufacturer's discretion. Case colours/options may differ slightly from printed versions.

MAXIMUM SHOCK AND VIBRATION PROTECTION
IN A WIDE RANGE OF SIZES AND ACCESSORIES



See specifications on page 16-17



The Classic Rack case is a smooth finished roto case with a 19" (48 cm) wide EIA standard rack frame with the option of Peli's Lock'N Load removable rack. It comes in a variety of rack depths including 17", 18", 20", 23", 25", 28", 33" (43 cm, 46 cm, 51 cm, 63 cm, 71 cm, 84 cm).

Peli™ Classic Rack cases are extra rugged, roto molded rack cases, designed with a superior shock system to protect ultra-fragile equipment during transport, especially in rugged environments.

An additional 1U can be added to the height of the Classic rack frame without moving to the next larger size case. Optional U sizes are indicated in "()".

Heavy Duty Shock System Used for higher weight payloads from 72.6 kg (160 lbs) to 154.2 kg (340 lbs).
» Cases 7U and smaller receive 16 shock mounts.
» Cases 9U and larger receive wall stiffeners, Lift/Tie down rings and 16 shock mounts

SHOCK AND VIBRATION PROTECTION
IN A SMALLER WIDTH TO SAVE SPACE



See specifications on page 18-19



The SuperMAC™ case is a smooth surface case with a 19" (48 cm) wide and 24" (61 cm) deep EIA standard rack.

The SuperMAC™ case is our most compact container with the option of a Lock 'N Load removable rack. The SuperMAC™


case strategically uses every inch of space, allowing ample room for wiring and equipment integration - all while providing medium duty protection. The optional removable rack system slides open as easily as a file drawer, for full access to equipment.

The SuperMAC™ case is ideal when you need vibration and shock protection for sensitive electronic equipment but don't have enough space for a Classic Rack case.

SPECIFICATIONS

SIZES	G - RATING
3U (4U), 4U (5U), 5U (6U), 6U (7U), 7U (8U), 9U (10U), 10U, 11U (12U), 14U (15U), 21U (22U), 26U (27U). "(U)" is same case size with 1U added to the frame. 2" and 5" lid options	15 - 30
PAYLOAD	SWAY SPACE
8-shock mounts: 9.1 kg to 77 kg. 16-shock mounts: 72.6 kg to 154 kg. Requires heavy duty shock kit.	50.8 mm sway space for maximum ability to decelerate shock forces and provide airflow
BASE FEATURES	
» Colour: Grey (133) » Black Plated Steel Non-Locking Catch-and-Strike Hardware (HCB) » Four (4) Black Stainless Steel Handles	» Heavy Duty Reinforced Extruded Aluminum Rack Frame with patented "Dog Ear" reinforced corners » Tapped Standard (SAE) or Metric (M6)
OPTIONS / ACCESSORIES	
» 13 Optional Colours » Extra 1U Rack Size Option » Lifting Rings » Heavy Duty Shock System (90 - 154 kg.) » Pressure Relief Valve and Closed Loop Gasket » Bolt-On Edge Casters-127 mm Lid » Lid Hangers » Card Holders-3 x 5 and 4 x 6	» Labels - Front, STD and ATA » Lockable Cable Catches and Coupling Catches for Case Stacking » Stencils » Bezel Plate (1U) » Drawers (2U, 3U and 4U options) » Sliding Shelves » Keyboard Tray » Lock 'N Load Removable Rack (pg 16) » Horizontal and/or Vertical Supports for Heavy Weighted Payload » Lid Pouch in 127 mm lid » Locking removable 88 mm or 127 mm Casters » Caster Storage in 127 mm Lid
CUSTOMISATION	
Classic Rack cases are fully configurable and made to order. They can also be customised by our Technical Sales solution team. Call if you need a 1U extension to any of these standard U sizes.	

SHOCK/VIBRATION SYSTEM



Cylindrical Shock Mounts installed on an Extruded Aluminum tapped rack frame with "Dog Ear" corner. Shock mounts attach to metal reinforcement rails that run the full length of each corner of the case body. Frame can be tapped Standard (SAE) or Metric (M6). This system provides superior shock and vibration protection.

APPLICATIONS

- » Military Rapid Deployment
- » Rack Mountable Precision Test Equipment
- » Electro-Mechanical
- » Medical and Biological Diagnostic Equipment
- » Memory Storage Devices
- » Meteorological Instruments
- » Mobile Operations
- » Broadcast and Video Gear
- » Laboratory Equipment
- » Aerospace Instrumentation

SPECIFICATIONS

SIZES	G - RATING
3U, 4U, 5U, 6U, 7U, 9U, 11U, and 14U	40 - 70
PAYLOAD	SWAY SPACE
11.3 to 56.7 kg 56.7 kg to 90.7 kg	25 mm sway space for the ability to decelerate shock
BASE FEATURES	
» Colour: Grey (133) » Black Plated Steel Non-Locking Catch-and-Strike Hardware (HCB) » Eight (8) Plastic Comfort Grip Handles on front and back lids and on each side of the case body	» Heavy Duty Reinforced Extruded Aluminum Rack Frame with patented "Dog Ear" reinforced corners » Lid Hangers » Mold-In Edge Casters on 127 mm Lid » Tapped Standard (SAE) or Metric (M6)
OPTIONS / ACCESSORIES	
» 13 Optional Colours » Black Stainless Steel (SSB) Hardware » Black Stainless Steel Metal Handles » Coupling Catches for Inter-Locking Case Stacking » Lifting Rings » Lockable Cable Catches » Pressure Relief Valve and Closed Loop Gasket	» Card Holders - 3 x 5 » Labels - Front, STD and ATA » Stencils » Bezel Plate (1U) » Drawers (2U, 3U and 4U options) » Sliding Shelves » Keyboard Tray » Horizontal and/or Vertical Supports for Heavy Weighted Payload » Lock 'N Load Removable Rack (pg 18) » Lid Pouch (127 mm lid only) » Locking Removable 88 mm (3.5") or 127 mm (5.0") Casters » Caster Storage in 127 mm Lid
CUSTOMISATION	
SuperMAC™ cases are fully configurable and made to order using the list of options. They can also be customised by our Technical Sales solution team.	

SHOCK/VIBRATION SYSTEM



Shock Isolation Mounts with an Extruded Aluminum tapped rack frame with our "Dog Ear" corner and our heavy-duty rubber boot shock that is inserted into the case body at the corners to provide a flexible, shock absorbing attachment for the rack frame. Frame can be tapped Standard (SAE) or Metric (M6).

APPLICATIONS

- » Military Rapid Deployment
- » Field-Deployed Equipment
- » Sheltered Applications
- » Control Consoles and Panels
- » Radar and Microwave Antennas
- » Solid-State Circuit Electronics
- » Radio, TV and Communications Equipment

HEAVY-DUTY CASE WITH GOOD
VIBRATION PROTECTION



See specifications on page 20-21



The MAC Rack™ case is a textured low-visibility roto moulded case with a 19" (48 cm) wide and a 20" (51 cm) or 24" (61 cm) deep EIA standard rack.

Compact and light weight, MAC Rack™ cases boast a smaller footprint to make the most of limited space. The MAC Rack™ case protects with the same rotomoulded outer shell and 19" (48 cm) EIA shock mounted rack as the Classic Rack, but with a smaller sway space.

The MAC Rack™ case is perfect for less fragile equipment that still needs protection from shock, vibration, moisture, and impact along with the advantages of a heavy-duty case.

OFF-THE-SHELF INDUSTRY-STANDARD
SQUARE HOLE RACK CASES



See specifications on page 22-23



Now you can get pro-grade rack mount cases in days instead of weeks. Peli-Hardigg maintains inventory on both coasts, reducing your freight cost and transit time.

- 24" SUPER-V RACK MOUNT CASE**
Has a 19" (48 cm) wide and 24" (61 cm) deep EIA standard rack.
- 30" SUPER-V RACK MOUNT CASE**
Has a 19" (48 cm) wide and 30" (76.2 cm) deep EIA standard rack.
- 33" CLASSIC-V RACK MOUNT CASE**
Has a 19" (48 cm) wide and 33" (84 cm) deep EIA standard rack.

SPECIFICATIONS

SIZES	G - RATING
3U ,4U, 5U, 6U, 7U, 9U, 11U, 12U, and 14U 2" and 5" lid options	50 - 80
PAYLOAD	SWAY SPACE
8-shock mounts: 10.9 kg to 45.4 kg 16- shock mounts: 45.4 kg to 90.7 kg	21 mm sway for the ability to decelerate shock
BASE FEATURES	
<div>» Colour: Grey (133)</div> <div>» Black Plated Steel Non-Locking Catch-and-Strike Hardware (HCB)</div> <div>» Eight (8) Spring Loaded Stainless Steel Black Handle (SSB) under 5U. Eight (8) plastic handles 6U and higher</div> <div>» Heavy Duty Reinforced Aluminum Rack Frame</div> <div>» Mold-In Edge Casters on 127 mm Lid</div> <div>» Tapped Standard (SAE) or Metric (M6)</div> <div>» Standard Labeling</div>	
OPTIONS / ACCESSORIES	
<div>» 13 Optional Colours</div> <div>» Stainless Steel Black Hardware</div> <div>» Stainless Steel Handles</div> <div>» Lifting Rings</div> <div>» Pressure Relief Valve and Closed Loop Gasket</div> <div>» Locking Removable Casters</div> <div>» Lockable Cable Catches</div> <div>» Card Holders - 3 x 5 and 4 x 6</div> <div>» Labels - Front, STD and ATA</div> <div>» Stencils</div> <div>» Bezel Plate (1U)</div> <div>» Drawers (2U, 3U and 4U options)</div> <div>» Sliding Shelves</div> <div>» Keyboard Tray</div> <div>» Horizontal Supports for Heavy Weighted Payload</div> <div>» Lid Pouch in 127 mm wheeled lid</div> <div>» Locking Removable 88 mm or 127 mm Bottom Casters</div> <div>» Caster Storage in 127 mm Lid</div>	
CUSTOMISATION	
MAC Rack™ cases are fully configurable and made to order using the list of options. They can be customised by our Technical Sales solution team.	

SHOCK/VIBRATION SYSTEM



Cylindrical Shock Mounts installed on a strong light-weight extruded aluminum rack frame with a "Dog Ear" corner. Shock mounts attach directly to a molded-in shoulder on the body of the case. Frame can be tapped Standard (SAE) or Metric (M6).

APPLICATIONS

- » Field-Deployed Equipment
- » Sheltered Applications
- » Control Consoles and Panels
- » Radar and Microwave Antennas
- » Solid-State Circuit Electronics
- » Radio, TV and Communications Equipment

SPECIFICATIONS

33" CLASSIC-V	24" SUPER-V / 30" SUPER-V
SIZES	SIZES
3U, 4U, 5U, 7U, and 9U 2" front lid and 5" back lid standard	24" Super-V: 3U, 4U, 5U, 7U, 9U, 11U, 14U 30" Super-V: 3U, 5U, 7U, 9U 2" front lid and 5" back lid standard
PAYLOAD	PAYLOAD
3U, 4U, 5U are 36.3 kg to 45.4 kg 7U and 9U are 45 - 77 kg.	3U, 4U, 5U are 36 - 45 kg. 7U, 9U, 11U and 14U are 45 - 77 kg.
G - RATING	G - RATING
N/A	N/A
SWAY SPACE	SWAY SPACE
35 mm	25 mm
ROLLING FEATURES	ROLLING FEATURES
Sizes 3U, 4U, 5U: 88 mm (3.5") Swivel Casters Sizes 7U and 9U: Edge Casters on 127 mm lid	All U-sizes have mold -In Edge Casters on 127 mm Lid
BASE FEATURES	
<div>» Case Colour: Black</div> <div>» Classic-V has Black Stainless Steel Handles</div> <div>» Super-V has Black Plastic Handles</div> <div>» Black Plated Steel Non-Locking Catch-and-Strike Hardware</div> <div>» Steel Square Hole Rack Frame</div> <div>» Pressure Relief Valve and Closed Loop Gasket</div> <div>» Lid Hangers and Coupling Catches</div> <div>» Molded in Stacking Ribs</div> <div>» Universal Cage Nut kit.-Includes qty of (24) 10-32 and qty of (24) M6 Clip Nuts</div>	
CUSTOMISATION	
V-Series cases are an Off-the-Shelf product, in stock and ready to ship.	

SHOCK/VIBRATION SYSTEM



Wall Mounted Cylindrical shocks. The Classic-V and Super-V Racks have a steel square-hole frame using Standard (US) or Metric (M6) cage nuts. The shock mounts are attached directly to the case wall.

APPLICATIONS

- » Professional A/V
- » Music and Entertainment Industry
- » Small Office Infrastructure
- » Mobile Video/Photography
- » News Reporting
- » Prosumer / Commercial Drone Control
- » HDD or Connected Servers for App/Game Development

COMPACT SQUARE HOLE RACK CASES



The lightweight, compact design of the Min Mac Rack™ double ended cases, offer light to medium duty protection and boast industry

leading shock performance. Its angled precision-engineered elastomeric shock mounts are fine-tuned to match the weight and fragility of your equipment, ensuring maximum shock and vibration isolation.

High strength, heat treated, square holed steel frame provides a range of mounting options. If you try to make the most of limited space, but still require a rugged protection, Min Mac Rack™ is the answer.

See specifications on page 24

SPECIFICATIONS

SIZES	G - RATING
4U, 6U, 8U, 10U and 12U	50 - 80 G
PAYLOAD	SWAY SPACE
10 - 50 kg.	13 mm sway space

BASE FEATURES

- » Square holed steel frame
- » Patented, wide-design, Comfort Grip Handles™ come as a standard option
- » Lightweight, compact, and inter-stackable
- » 10 different models, frame heights 4-12U in two depths, 480 and 610mm
- » Shock mounts protect equipment from shock and vibration
- » Variety of accessories and options
- » High-strength steel rack frame supports equipment from 10-50 kg
- » Manufactured in Europe
- » Edge casters standard in deep lids

OPTIONS / ACCESSORIES

- » 13 Optional Colours
- » Edge Casters
- » Horizontal Supports for Heavy Weighted Payload
- » Interlocking Catches
- » Card Holder
- » Lock 'N Load Removable Rack
- » Cage Nuts with Screws
- » ID Plate
- » Lid Pouch
- » Comfort Grip Plastic Handles
- » Custom Stenciling
- » 3.5" or 5" Casters
- » Stainless Steel Black Catch and Strike
- » Lockable Cable Catches
- » Caster Storage in Lid
- » Pressure Relief Valve
- » Drawers
- » Sliding and Fixed Shelves
- » Humidity Indicator
- » Keyboard Tray

CUSTOMISATION

MIN MAC Rack™ cases are fully configurable and made to order using the list of options. They can be customised by our Technical Sales solution team.

SHOCK/VIBRATION SYSTEM



Wall Mounted Cylindrical shocks. The shock mounts on Min Mac Rack cases are attached directly to the case wall. They isolate equipment from vibration as well as impact forces. This shock mount design is used for lower payload weight applications.

APPLICATIONS

- » Rack mountable precision test equipment
- » Electro-mechanical
- » Medical and biological diagnostic equipment, memory storage devices
- » Meteorological instruments
- » Mobile operations
- » Broadcast and video gear
- » Laboratory equipment
- » Aerospace instrumentation
- » Servers, military mission planning
- » Flight simulators

PRECONFIGURED CASE IN 7 STANDARD U SIZES



The BlackBox case is a textured roto molded case with a 19" (48 cm) wide and 24" (61 cm) and 30" (76 cm) deep EIA standard rack. It is an Off-the-Shelf product.

This light weight, compact, and double ended case offers light duty protection and boasts significantly better light duty shock performance than the competition. The use of recycled materials in the shell and a steel frame offers great value while upholding Peli-Hardigg's industry-leading standards.

A BlackBox case is ideal when you need immediate access to an Off-the-Shelf case and need to be cost conscious without sacrifice performance.

Not intended for high-end sensitive electronics



Made from recycled plastic materials as part of Peli-Hardigg's commitment to reduce waste and protect the environment

See specifications on page 25

SPECIFICATIONS

SIZES	G - RATING
3U, 4U, 5U, 7U, 9U, 11U, and 14U 2" front lid and 5" back lid standard	40 - 80
PAYLOAD	SWAY SPACE
9 kg to 45.4 kg	25.4 mm sway space for the ability to decelerate shock

BASE FEATURES

- » Case Color: Black (463)
- » Mold-In Edge Casters on 5" Lid
- » Black Plated Steel Non-Locking Catch-and-Strike Hardware
- » Closed Loop Gasket with rivet vent in handle well
- » Four (4) Plastic Comfort Grip Handles
- » Light Duty Steel Frame Tapped M6
- » 2" Front Lid and 5" Back lid

OPTIONS / ACCESSORIES

N/A

CUSTOMISATION

BlackBox cases are an Off-the-Shelf product, in stock and ready to ship.

SHOCK/VIBRATION SYSTEM



Cylindrical Shock Mounts installed on a light duty steel frame. Shock mounts attach directly to a molded-in shoulder on the body of the case. Frame can be tapped Standard (SAE) or Metric (M6).

APPLICATIONS

- » Audio/Video Recording and Processing Systems
- » Satellite Communication Systems
- » Radio Communication Systems
- » Seismic Data Recording Instrumentation
- » Climate Data Collection
- » Field-Deployed Amplifiers and Electronics
- » Medical or Testing Equipment Components

LIGHT WEIGHT CASE FOR PROTECTION
FROM RAIN, DUST AND IMPACT



See specifications on page 26



The ProRack™ case is a smooth roto moulded case with a 19" (48 cm) wide and 17" (43 cm) deep EIA standard rack.

ProRack™ cases are the ideal option when you need a light weight, space-efficient, front and rear opening container, but do not need a shock mounted system. Add accessories such as coupling catches for locking stability, removable casters or extra threaded rack clips to suit your exact needs.

A ProRack™ case is the toughest small case available for basic protection from rain, immersion, dust and impact.

SPECIFICATIONS

SIZES	G - RATING
4U, 6U, 8U, 10U, and 14U	80 - 120
PAYLOAD	SWAY SPACE
Up to 34 kg.	No sway space

BASE FEATURES

- » Colour: Black (032)
- » Black Plated Steel Non-Locking Catch-and-Strike Hardware (HNB)
- » Two (2) Plastic Comfort Grip Handles, one on each lid
- » Aluminum Rack Frame attached to the front opening of the case body

OPTIONS / ACCESSORIES

- » 13 Optional Colours
- » Stainless Steel Black Non-Locking Catch-and-Strike Hardware (SSB)
- » Pressure Release Valve
- » Card Holders - 3 X 5
- » Front Labels
- » Additional rear rack frame attached at the back of the case body
- » Stencils
- » Bezel plate and rear frame extensions to also bolt equipment to the rear of the case. Extensions are also for use with sliding shelves or drawers
- » Locking removable 88 mm (3.5") Swivel Casters

CUSTOMISATION

ProRack™ cases are fully configurable and made to order using the list of options.

SHOCK/VIBRATION SYSTEM



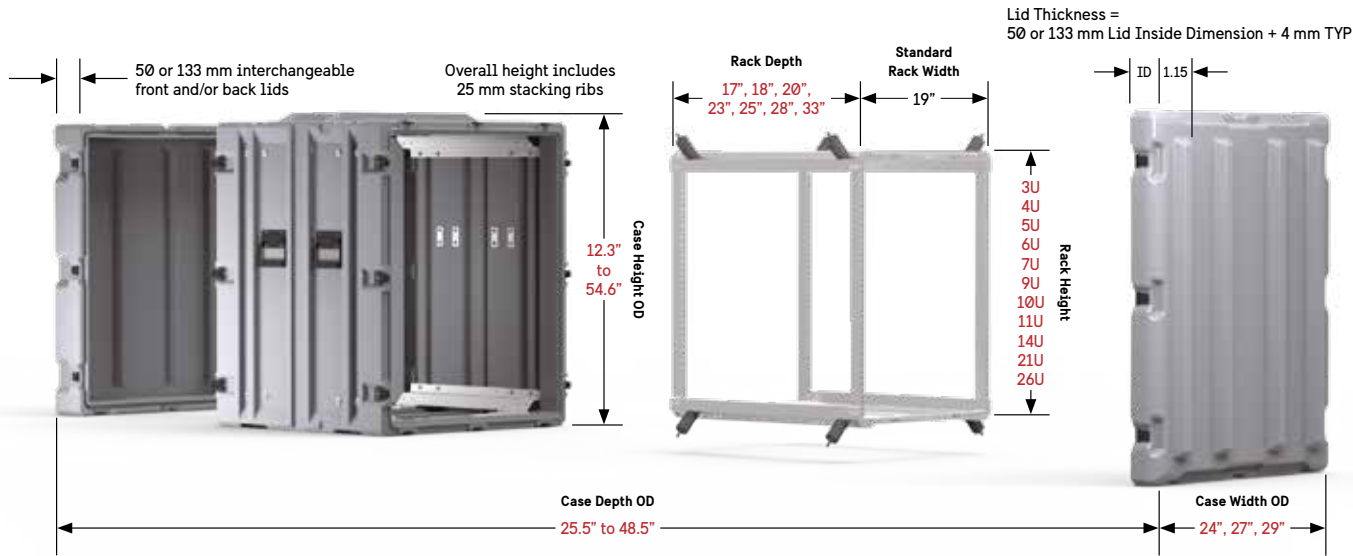
ProRack™ cases do not have shock mounts. The rack frame is mounted directly to the front opening of the case body. A second frame for the rear opening of the case body can be added as an option.

APPLICATIONS

- » Semi-Fragile Medical Equipment
- » Radios and Amplifiers
- » Field Deployed Test Equipment




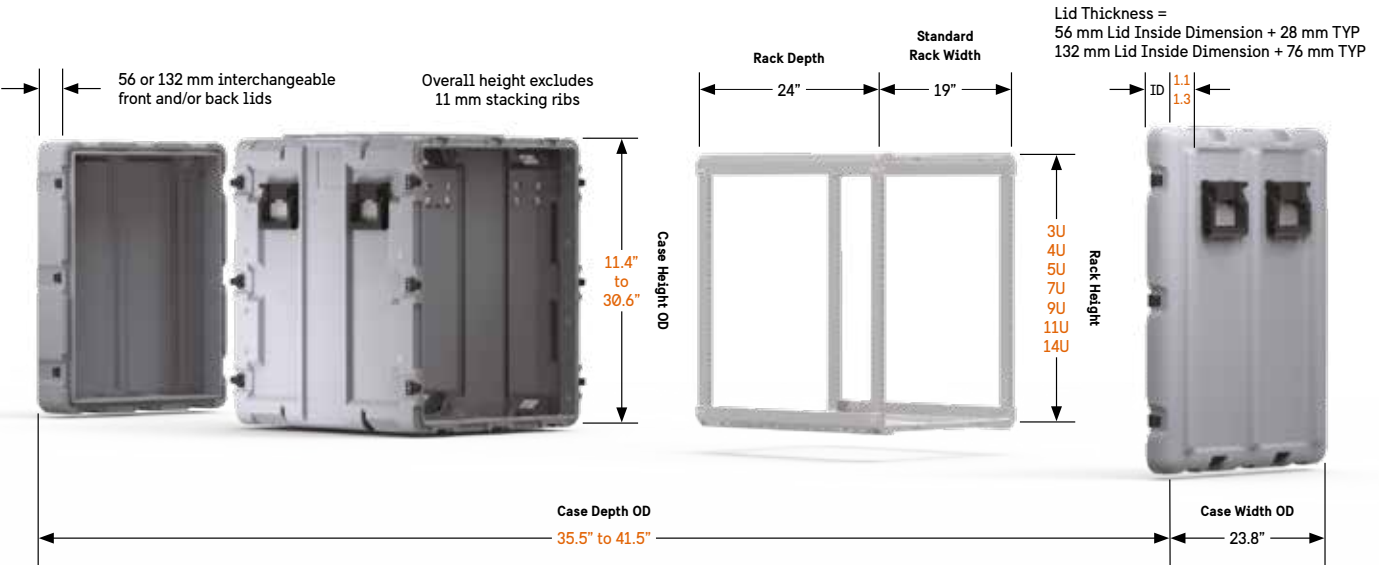
Rack shown: Classic Rack



	RACK DIMENSIONS							CASE DIMENSIONS													
20" DEEP FRAMES	RACK HEIGHT U SIZE			RACK DEPTH		RACK WIDTH		FRONT/ BACK LID ¹	OUTSIDE DEPTH ² (Front to Back)		OUTSIDE WIDTH		OUTSIDE HEIGHT ³		WEIGHT		SHIPPING CUBE				
PART NO.	U	in	mm	in	mm	in	mm	in	in	mm	in	mm	in	mm	lbs	kg	ft ³	m ³			
DE2410-02/24/02	3U* (4U)	5.25	133	20	508	19	483	2.5 / 2.5	32.0	813	27.0	686	12.3	311	43	19.5	6.1	0.17			
DE2410-02/24/05								2.5 / 5.25	34.8	883					44	20.0	6.7	0.19			
DE2410-05/24/05								5.25 / 5.25	37.5	953					45	20.4	7.2	0.20			
DE2412-02/24/02	4U* (5U)	7.00	178					2.5 / 2.5	32.0	813			14.6	371	50	22.7	7.3	0.21			
DE2412-02/24/05															2.5 / 5.25	34.8	883	51	23.1	7.9	0.22
DE2412-05/24/05															5.25 / 5.25	37.5	953	52	23.6	8.6	0.24
DE2414-02/24/02	5U* (6U)	8.75	222					2.5 / 2.5	32.0	813			16.6	422	52	23.6	8.3	0.24			
DE2414-02/24/05															2.5 / 5.25	34.8	883	54	24.5	9.0	0.26
DE2414-05/24/05															5.25 / 5.25	37.5	953	56	25.4	9.7	0.28
DE2416-02/24/02	6U* (7U)	10.50	267					2.5 / 2.5	32.0	813			18.6	473	56	25.4	9.3	0.26			
DE2416-02/24/05															2.5 / 5.25	34.8	883	57	25.9	10.1	0.29
DE2416-05/24/05															5.25 / 5.25	37.5	953	59	26.8	10.9	0.31
17", 18", 23", 28" DEEP FRAMES																					
DE2418-02/20/02	7U* (8U)	12.25	311	19	483	2.5 / 2.5	27.5	699	27.0	686	20.6	524	59	26.8	8.9	0.25					
DE2418-02/20/05						2.5 / 5.25	30.3	768					61	27.7	9.7	0.28					
DE2418-05/20/05						5.25 / 5.25	33.0	838					63	28.6	10.6	0.30					
DE2121-02/18/02	10U	17.50	445			17	432	2.5 / 2.5		25.5	648	24.0	610	24.3	616	47	21.3	8.6	0.24		
DE2121-02/18/05								2.5 / 5.25		28.3	718					49	22.2	9.5	0.27		
DE2121-05/18/05								5.25 / 5.25		31.0	787					51	23.1	10.4	0.30		
DE2121-02/30/02	10U	17.50	445	28	711	2.5 / 2.5	37.5	953		76	34.5		12.6	0.36							
DE2121-02/30/05						2.5 / 5.25	40.3	1022		78	35.4		13.6	0.38							
DE2121-05/30/05						5.25 / 5.25	43.0	1092		80	36.3		14.5	0.41							
DE2652-02/25/02	26U (27U)	45.50	1156	23	584	2.5 / 2.5	32.5	826	29.0	737	54.6		1387	119	54.0	29.8	0.84				
DE2652-02/25/05						2.5 / 5.25	35.3	895						121	54.9	32.3	0.91				
DE2652-05/25/05						5.25 / 5.25	38.0	965						123	55.8	34.8	0.99				

25" DEEP FRAMES	RACK DIMENSIONS							CASE DIMENSIONS										
	RACK HEIGHT U SIZE			RACK DEPTH		RACK WIDTH		FRONT/ BACK LID ¹		OUTSIDE DEPTH ² (Front to Back)		OUTSIDE WIDTH		OUTSIDE HEIGHT ³		WEIGHT		SHIPPING CUBE
PART NO.	U	in	mm	in	mm	in	mm	in	in	mm	in	mm	in	mm	lbs	kg	ft ³	m ³
DE2414-02/27/02	5U* (6U)	8.75	222	25	635	19	483	2.5 / 2.5	34.9	886	27.0	686	16.6	422	53	24.0	9.1	0.26
DE2414-02/27/05								2.5 / 5.25	37.6	956					55	24.9	9.8	0.28
DE2414-05/27/05								5.25 / 5.25	40.4	1026					57	25.9	10.5	0.30
DE2416-02/27/02	6U* (7U)	10.50	267					2.5 / 2.5	34.9	886			18.6	473	57	25.9	10.1	0.29
DE2416-02/27/05								2.5 / 5.25	37.6	956					59	26.8	10.9	0.31
DE2416-05/27/05								5.25 / 5.25	40.4	1026					60	27.2	11.7	0.33
DE2418-02/27/02	7U* (8U)	12.25	311					2.5 / 2.5	34.9	886			20.6	524	60	27.2	11.2	0.32
DE2418-02/27/05								2.5 / 5.25	37.6	956					62	28.1	12.1	0.34
DE2418-05/27/05								5.25 / 5.25	40.4	1026					64	29.0	13.0	0.37
DE2421-02/27/02	9U* (10U)	15.75	400					2.5 / 2.5	34.9	886			24.3	616	70	31.8	13.2	0.37
DE2421-02/27/05								2.5 / 5.25	37.6	956					71	32.2	14.3	0.40
DE2421-05/27/05								5.25 / 5.25	40.4	1026					73	33.1	15.3	0.43
DE2425-02/27/02	11U* (12U)	19.25	489					2.5 / 2.5	34.9	886			27.9	709	75	34.0	15.2	0.43
DE2425-02/27/05								2.5 / 5.25	37.6	956					78	35.4	16.4	0.46
DE2425-05/27/05								5.25 / 5.25	40.4	1026					81	36.7	17.6	0.50
DE2430-02/27/02	14U* (15U)	24.50	622					2.5 / 2.5	34.9	886			33.0	838	79	35.8	18.0	0.51
DE2430-02/27/05								2.5 / 5.25	37.6	956					81	36.7	19.4	0.55
DE2430-05/27/05								5.25 / 5.25	40.4	1026					83	37.6	20.8	0.59
DE2442-02/27/02	21U (22U)	36.75	933					2.5 / 2.5	34.9	886			44.6	1133	103	46.7	24.3	0.69
DE2442-02/27/05								2.5 / 5.25	37.6	956					105	47.6	26.2	0.74
DE2442-05/27/05								5.25 / 5.25	40.4	1026					107	48.5	28.2	0.80

	RACK DIMENSIONS							CASE DIMENSIONS														
33" DEEP FRAMES	RACK HEIGHT U SIZE			RACK DEPTH		RACK WIDTH		FRONT/ BACK LID ¹	OUTSIDE DEPTH ² (Front to Back)		OUTSIDE WIDTH		OUTSIDE HEIGHT ³		WEIGHT		SHIPPING CUBE					
PART NO.	U	in	mm	in	mm	in	mm	in	in	mm	in	mm	in	mm	lbs	kg	ft³	m³				
DE2410-02/35/02	3U* (4U)	5.25	133	33	838	19	483	2.5 / 2.5	43.0	1092	27.0	686	12.3	311	50.0	22.7	8.3	0.24				
DE2410-02/35/05								2.5 / 5.25	45.8	1163					51.0	23.1	8.8	0.25				
DE2410-05/35/05								5.25 / 5.25	48.5	1232					52.0	23.6	9.3	0.26				
DE2412-02/35/02	4U* (5U)	7.00	178					2.5 / 2.5	43.0	1092			14.6	371	53.0	24.0	9.8	0.28				
DE2412-02/35/05								2.5 / 5.25	45.8	1163					54.0	24.5	10.5	0.30				
DE2412-05/35/05								5.25 / 5.25	48.5	1232					55.0	25.0	11.1	0.31				
DE2414-02/35/02	5U* (6U)	8.75	222					2.5 / 2.5	43.0	1092			27.0	686	16.6	422	54.0	24.5	11.2	0.32		
DE2414-02/35/05								2.5 / 5.25	45.8	1163							56.0	25.4	11.9	0.37		
DE2414-05/35/05								5.25 / 5.25	48.5	1232							58.0	26.3	12.6	0.36		
DE2418-02/35/02	7U* (8U)	12.25	311					2.5 / 2.5	43.0	1092					27.0	686	20.6	524	63.0	28.6	13.8	0.39
DE2418-02/35/05								2.5 / 5.25	45.8	1163									65.0	29.5	14.7	0.42
DE2418-05/35/05								5.25 / 5.25	48.5	1232									67.0	30.4	15.6	0.44
DE2421-02/35/02	9U* (10U)	15.75	400	2.5 / 2.5	43.0	1092	27.0	686	24.3	616	71.0	32.2					16.3	0.46				
DE2421-02/35/05				2.5 / 5.25	45.8	1163					72.0	32.7					17.4	0.49				
DE2421-05/35/05				5.25 / 5.25	48.5	1232					74.0	33.6					18.4	0.52				



The Peli-Hardigg™ Rapid Rack Removeable Rack feature combines all the shock and vibration protection of our Classic and SuperMAC™ Rack cases with the added benefit of a removable frame for complete frame accessibility.

The Rapid Rack option adds a simple Lock 'N Load quick-latch system to unlock the internal rack frame and polyethylene guide strips for smooth separation. The standard aluminum case frames hold the rack in the case using four spring lock pins. The shock mounted outer frames enable the rack to become removable using polyethylene guide strips. Pulled like a drawer, the entire rack frame slides out completely for easier in-the-field cable installation and connection to other equipment.

Rapid Rack is the ultimate versatility tool and protection system for any Classic Rack or SuperMAC™ Rack case application where frame removal is important. Order your case with the removable racks feature or purchase an upgrade kit to turn your existing fixed rack into a sliding rack case.

- » Standard U height frame (not available for 1U height adjusted frame sizes)
- » Not recommended for payload weights over 100 lbs. for safe handling reasons.



Rack is unlocked for rack removal

Rack is locked for travel

	RACK DIMENSIONS							CASE DIMENSIONS										
24" DEEP FRAMES	RACK HEIGHT U SIZE			RACK DEPTH		RACK WIDTH		FRONT/BACK LID ¹	OUTSIDE DEPTH ²		OUTSIDE WIDTH ³	OUTSIDE HEIGHT ⁴		WEIGHT		SHIPPING CUBE		
PART NO.	U	in	mm	in	mm	in	mm	in	in	mm	in	mm	in	mm	lbs	kg	ft3	m³
SMAC 2109-02/29/02	3U*	5.25	133	24	610	19	483	2.2 / 2.2	35.5	902	23.8	603	11.4	289	48	21.8	5.5	0.16
SMAC 2109-02/29/05W								2.2 / 5.2	38.5	978					50	22.7	6.0	0.17
SMAC 2109-05/29/05W								5.2 / 5.2	41.5	1054					52	23.6	6.5	0.18
SMAC 2111-02/29/02	4U*	7.00	178					2.2 / 2.2	35.5	902			13.1	333	51	23.1	6.4	0.18
SMAC 2111-02/29/05W								2.2 / 5.2	38.5	978					53	24.0	6.9	0.20
SMAC 2111-05/29/05W								5.2 / 5.2	41.5	1054					55	24.9	7.5	0.21
SMAC 2112-02/29/02	5U*	8.75	222					2.2 / 2.2	35.5	902			14.9	378	53	24.0	7.3	0.21
SMAC 2112-02/29/05W								2.2 / 5.2	38.5	978					55	24.9	7.9	0.22
SMAC 2112-05/29/05W								5.2 / 5.2	41.5	1054					57	25.9	8.5	0.24
SMAC 2116-02/29/02	7U*	12.25	311					2.2 / 2.2	35.5	902			18.4	467	57	25.9	9.0	0.25
SMAC 2116-02/29/05W								2.2 / 5.2	38.5	978					60	27.2	9.7	0.28
SMAC 2116-05/29/05W								5.2 / 5.2	41.5	1054					62	28.1	10.5	0.30
SMAC 2119-02/29/02	9U*	15.75	400					2.2 / 2.2	35.5	902			21.9	556	61	27.7	10.7	0.30
SMAC 2119-02/29/05W								2.2 / 5.2	38.5	978					64	29.0	11.6	0.33
SMAC 2119-05/29/05W								5.2 / 5.2	41.5	1054					66	29.9	12.5	0.35
SMAC 2122-02/29/02	11U*	19.25	489	2.2 / 2.2	35.5	902	25.4	644	66	29.9	12.4	0.35						
SMAC 2122-02/29/05W				2.2 / 5.2	38.5	978			69	31.3	13.4	0.38						
SMAC 2122-05/29/05W				5.2 / 5.2	41.5	1054			71	32.2	14.5	0.41						
SMAC 2128-02/29/02	14U*	24.50	622	2.2 / 2.2	35.5	902	30.6	778	71	32.2	14.9	0.42						
SMAC 2128-02/29/05W				2.2 / 5.2	38.5	978			74	33.6	16.2	0.46						
SMAC 2128-05/29/05W				5.2 / 5.2	41.5	1054			77	34.9	17.5	0.49						

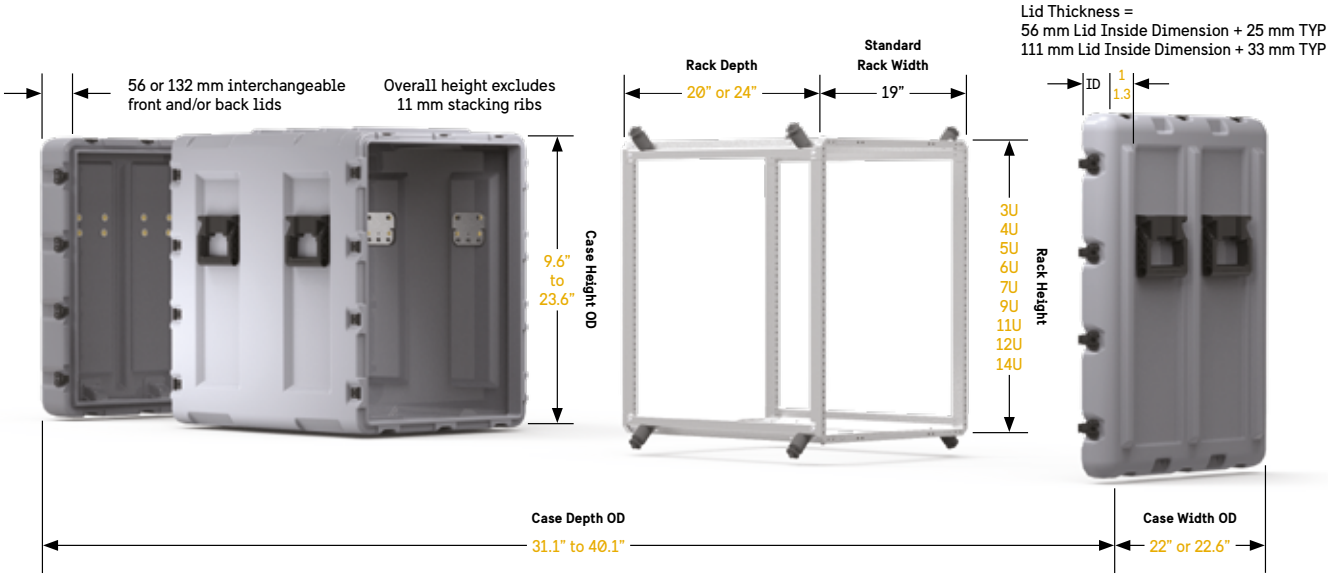
1 - Lid Outside Dimension (O.D.) = Lid I.D. plus 1.3" on 5.2" lids and plus 1.1" on 2.2" lids
2 - Depth includes stiffening ribs, with metal handles installed
3 - Width listed is calculated with metal handles installed on sides

4 - Height excludes .44" stacking ribs
* - Rapid Rack Available

AVAILABLE SPRING 2022		RACK DIMENSIONS						CASE DIMENSIONS													
30" DEEP FRAMES		RACK HEIGHT U SIZE		RACK DEPTH		RACK WIDTH		FRONT/ BACK LID ¹		OUTSIDE DEPTH ²		OUTSIDE WIDTH ³		OUTSIDE HEIGHT ⁴		WEIGHT		SHIPPING CUBE			
PART NO.		U	in	mm	in	mm	in	mm	in	in	mm	in	mm	in	mm	lbs	kg	ft3	m³		
SMAC 2109-02/35/02		3U*	5.25	133	30	762	19	483	2.2 / 2.2	41.5	1054.1	23.8	603	11.4	289	52	23.6	6.5	0.18		
SMAC 2109-02/35/05W									2.2 / 5.2	44.5	1130.3					54	24.5	7.0	0.20		
SMAC 2109-05/35/05W									5.2 / 5.2	47.5	1206.5					56	25.4	7.5	0.21		
SMAC 2112-02/35/02		5U*	8.75	222					2.2 / 2.2	41.5	1054			14.9	378	57	26.0	8.5	0.24		
SMAC 2112-02/35/05W									2.2 / 5.2	44.5	1130					59	26.9	9.1	0.26		
SMAC 2112-05/35/05W									5.2 / 5.2	47.5	1207					61	27.8	9.7	0.27		
SMAC 2116-02/35/02		7U*	12.25	311					2.2 / 2.2	41.5	1054			23.8	603	18.4	467	62	27.9	10.5	0.30
SMAC 2116-02/35/05W									2.2 / 5.2	44.5	1130							65	29.3	11.3	0.32
SMAC 2116-05/35/05W									5.2 / 5.2	47.5	1207							67	30.2	12.0	0.34
SMAC 2119-02/35/02		9U*	15.75	400	2.2 / 2.2	41.5	1096	21.9	556	66	29.8	12.5	0.35								
SMAC 2119-02/35/05W					2.2 / 5.2	44.5	1175			69	31.2	13.4	0.39								
SMAC 2119-05/35/05W					5.2 / 5.2	47.5	1254			71	32.1	14.3	0.42								

1 - Lid Outside Dimension (O.D.) = Lid I.D. plus 1.3" on 5.2" lids and plus 1.1" on 2.2" lids
2 - Depth includes stiffening ribs, with metal handles installed
3 - Width listed is calculated with metal handles installed on sides

4 - Height excludes .44" stacking ribs
* - Rapid Rack Available



	RACK DIMENSIONS						CASE DIMENSIONS												
20" DEEP FRAMES	RACK HEIGHT U SIZE			RACK DEPTH		RACK WIDTH		FRONT/ BACK LID ¹		OUTSIDE DEPTH ²		OUTSIDE WIDTH ³		OUTSIDE HEIGHT ⁴		WEIGHT		SHIPPING CUBE	
PART NO.	U	in	mm	in	mm	in	mm	in	in	mm	in	mm	in	mm	lbs	kg	ft ³	m ³	
MR1907-02/25/02	3U	5.25	133	20	508	19	483	2.2 / 2.2	31.1	789	22.0	559	9.6	244	31	13.9	3.8	0.11	
MR1907-02/25/05								2.2 / 4.4	33.6	853					32	14.5	4.1	0.12	
MR1907-05/25/05								4.4 / 4.4	36.1	917					33	15.1	4.4	0.13	
MR1909-02/25/02	4U	7.00	178					2.2 / 2.2	31.1	789	11.4	289	33	15.2	4.5	0.13			
MR1909-02/25/05								2.2 / 4.4	33.6	853			35	15.8	4.9	0.14			
MR1909-05/25/05								4.4 / 4.4	36.1	917			36	16.3	5.2	0.15			
MR1910-02/25/02	5U	8.75	222					2.2 / 2.2	31.1	789	22.6	575	13.1	333	36	16.5	5.3	0.15	
MR1910-02/25/05								2.2 / 4.4	33.6	853					38	17.1	5.8	0.16	
MR1910-05/25/05								4.4 / 4.4	36.1	917					39	17.6	6.2	0.18	
MR1913-02/25/02	6U	10.50	267					2.2 / 2.2	31.1	789			14.9	378	39	17.8	6.1	0.17	
MR1913-02/25/05								2.2 / 4.4	33.6	853					41	18.4	6.5	0.19	
MR1913-05/25/05								4.4 / 4.4	36.1	917					42	19.0	7.0	0.20	
MR1914-02/25/02	7U	12.25	311					2.2 / 2.2	31.1	789			16.6	422	42	19.1	6.8	0.19	
MR1914-02/25/05								2.2 / 4.4	33.6	853					43	19.5	7.3	0.21	
MR1914-05/25/05								4.4 / 4.4	36.1	917					44	20.0	7.9	0.22	
MR1917-02/25/02	9U	15.75	400					2.2 / 2.2	31.1	789			20.2	512	46	20.9	8.2	0.23	
MR1917-02/25/05								2.2 / 4.4	33.6	853					47	21.3	8.9	0.25	
MR1917-05/25/05								4.4 / 4.4	36.1	917					48	21.9	9.5	0.27	
MR1921-02/25/02	11U	19.25	489					2.2 / 2.2	31.1	789			23.6	600	50	22.6	9.6	0.27	
MR1921-02/25/05								2.2 / 4.4	33.6	853					51	23.1	10.4	0.29	
MR1921-05/25/05								4.4 / 4.4	36.1	917					52	23.6	11.2	0.32	

1 - Lid Outside Dimension (O.D.) = Lid I.D. plus 1.3" on 4.4" lids and plus 1" on 2.2" lids

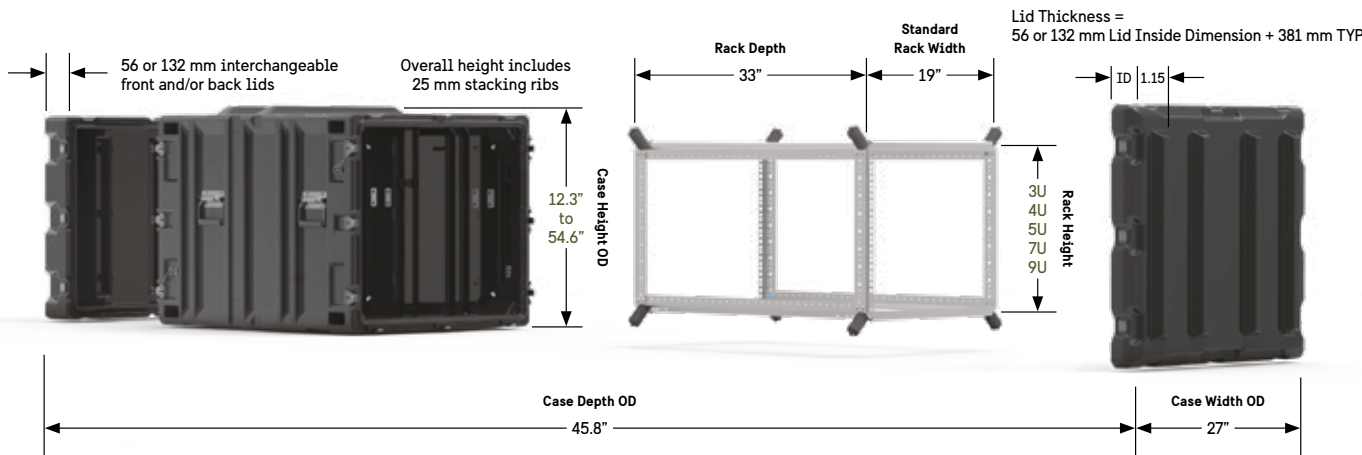
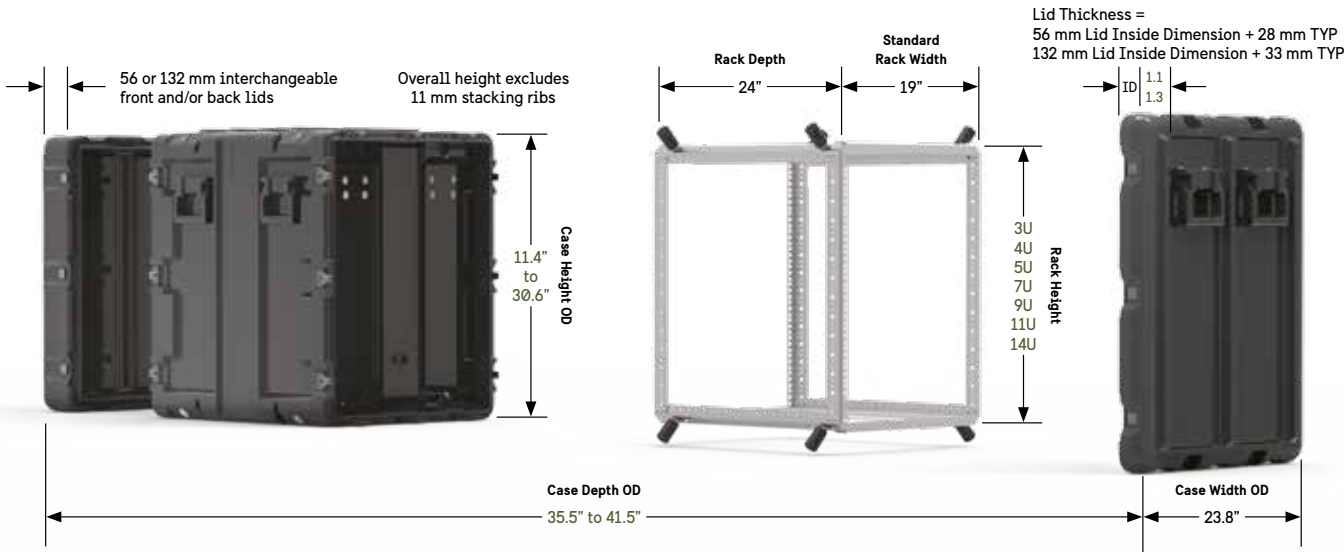
2 - Depth includes stacking ribs

3 - Depth listed is calculated with plastic handles installed on sides which is standard. 3U, 4U and 5U cases come standard with stainless steel handles all around.

4 - Height excludes .44" stacking ribs

	RACK DIMENSIONS							CASE DIMENSIONS										
20" DEEP FRAMES	RACK HEIGHT U SIZE			RACK DEPTH		RACK WIDTH		FRONT/ BACK LID ¹	OUTSIDE DEPTH ²		OUTSIDE WIDTH ³		OUTSIDE HEIGHT ⁴		WEIGHT		SHIPPING CUBE	
PART NO.	U	in	mm	in	mm	in	mm	in	in	mm	in	mm	in	mm	lbs	kg	ft³	m³
MR1923-02/25/02	12U	21.00	533	20	508	19	483	2.2 / 2.2	31.1	789	22.6	575	25.4	644	52	23.5	10.3	0.29
MR1923-02/25/05								2.2 / 4.4	33.6	853					53	24.0	11.2	0.32
MR1923-05/25/05								4.4 / 4.4	36.1	917					54	24.6	12.0	0.34
MR1926-02/25/02	14U	24.50	622					2.2 / 2.2	31.1	789	28.9	734	56	25.4	11.8	0.33		
MR1926-02/25/05								2.2 / 4.4	33.6	853			57	25.7	12.7	0.36		
MR1926-05/25/05								4.4 / 4.4	36.1	917			57	25.9	13.7	0.39		

		RACK DIMENSIONS						CASE DIMENSIONS											
24" DEEP FRAMES	RACK HEIGHT U SIZE			RACK DEPTH		RACK WIDTH		FRONT/ BACK LID¹		OUTSIDE DEPTH²		OUTSIDE WIDTH³		OUTSIDE HEIGHT⁴		WEIGHT		SHIPPING CUBE	
	PART NO.	U	in	mm	in	mm	in	mm	in	in	mm	in	mm	in	mm	lbs	kg	ft³	m³
MR1907-02/29/02	3U	5.25	133	24	610	19	483	2.2 / 2.2	35.1	891	22.0	559	9.6	244	32	14.5	4.3	0.12	
MR1907-02/29/05								2.2 / 4.4	37.6	955					33	15.0	4.6	0.13	
MR1907-05/29/05								4.4 / 4.4	40.1	1019					34	15.4	4.9	0.14	
MR1909-02/29/02	4U	7.00	178					2.2 / 2.2	35.1	891	11.4	289	35	15.6	5.1	0.14			
MR1909-02/29/05								2.2 / 4.4	37.6	955			36	16.2	5.4	0.15			
MR1909-05/29/05								4.4 / 4.4	40.1	1019			37	16.9	5.8	0.16			
MR1910-02/29/02	5U	8.75	222					2.2 / 2.2	35.1	891	22.6	575	13.1	333	37	17.0	6.0	0.17	
MR1910-02/29/05								2.2 / 4.4	37.6	955					39	17.6	6.5	0.18	
MR1910-05/29/05								4.4 / 4.4	40.1	1019					40	18.1	6.9	0.20	
MR1913-02/29/02	6U	10.50	267					2.2 / 2.2	35.1	891			14.9	378	40	18.3	6.8	0.19	
MR1913-02/29/05								2.2 / 4.4	37.6	955					42	18.9	7.3	0.21	
MR1913-05/29/05								4.4 / 4.4	40.1	1019					43	19.5	7.8	0.22	
MR1914-02/29/02	7U	12.25	311					2.2 / 2.2	35.1	891			16.6	422	42	18.8	7.6	0.22	
MR1914-02/29/05								2.2 / 4.4	37.6	955					44	20.1	8.2	0.23	
MR1914-05/29/05								4.4 / 4.4	40.1	1019					47	21.3	8.7	0.25	
MR1917-02/29/02	9U	15.75	400					2.2 / 2.2	35.1	891			20.2	512	47	21.3	9.3	0.26	
MR1917-02/29/05								2.2 / 4.4	37.6	955					48	21.9	9.9	0.28	
MR1917-05/29/05								4.4 / 4.4	40.1	1019					49	22.4	10.6	0.30	
MR1921-02/29/02	11U	19.25	489					2.2 / 2.2	35.1	891			23.6	600	51	23.1	10.8	0.31	
MR1921-02/29/05								2.2 / 4.4	37.6	955					52	23.6	11.6	0.33	
MR1921-05/29/05								4.4 / 4.4	40.1	1019					53	24.1	12.4	0.35	
MR1923-02/29/02	12U	21.00	533					2.2 / 2.2	35.1	891	25.4	644	53	24.0	11.7	0.33			
MR1923-02/29/05								2.2 / 4.4	37.6	955			54	24.6	12.5	0.35			
MR1923-05/29/05								4.4 / 4.4	40.1	1019			55	25.1	13.3	0.38			
MR1926-02/29/02	14U	24.50	622					2.2 / 2.2	35.1	891	28.9	734	57	25.9	13.3	0.38			
MR1926-02/29/05				2.2 / 4.4	37.6	955	58	26.1	14.2	0.40									
MR1926-05/29/05				4.4 / 4.4	40.1	1019	58	26.4	15.2	0.43									



24" DEEP FRAMES	RACK DIMENSIONS				CASE DIMENSIONS													
	RACK HEIGHT U SIZE			RACK DEPTH	RACK WIDTH		FRONT/BACK LID	OUTSIDE DEPTH	OUTSIDE WIDTH	OUTSIDE HEIGHT	WEIGHT		SHIPPING CUBE					
PART NO.	U	in	mm	in	mm	in	mm	in	in	mm	in	mm	in	mm	lbs	kg	ft³	m³
SUPER-V-3U-M6	3U	5.25	133	24	610	19	483	2.2 / 5.2	35.8	978	23.8	603	11.4	289	50	22.7	6.0	0.17
SUPER-V-4U-M6	4U	7.00	178										13.1	333	53	24.0	6.9	0.20
SUPER-V-5U-M6	5U	8.75	222										14.9	378	55	24.9	7.9	0.22
SUPER-V-7U-M6	7U	12.25	311										18.4	467	60	27.2	9.7	0.28
SUPER-V-9U-M6	9U	15.75	400										21.9	556	64	29.0	11.6	0.33
SUPER-V-11U-M6	11U	19.25	489										25.4	644	69	31.3	13.4	0.38
SUPER-V-14U-M6	14U	24.5	622										30.6	778	74	33.6	16.2	0.46

33" DEEP FRAMES	RACK DIMENSIONS				CASE DIMENSIONS													
	RACK HEIGHT U SIZE			RACK DEPTH	RACK WIDTH		FRONT/BACK LID	OUTSIDE DEPTH	OUTSIDE WIDTH	OUTSIDE HEIGHT	WEIGHT		SHIPPING CUBE					
PART NO.	U	in	mm	in	mm	in	mm	in	in	mm	in	mm	in	mm	lbs	kg	ft³	m³
CLASSIC-V-3U-M6	3U	5.25	133	33	838	19	483	2.5 / 5.25	45.8	1163	27.0	486	12.3	311	51.0	23.1	8.8	0.25
CLASSIC-V-4U-M6	4U	7.00	178										14.6	371	54.0	24.5	10.5	0.30
CLASSIC-V-5U-M6	5U	8.75	222										16.6	422	56.0	25.4	11.9	0.37
CLASSIC-V-7U-M6	7U	12.25	311										20.6	524	65.0	29.5	14.7	0.42
CLASSIC-V-9U-M6	9U	15.75	400										24.3	616	72.0	32.7	17.4	0.49

30" DEEP FRAMES	RACK DIMENSIONS				CASE DIMENSIONS													
	RACK HEIGHT U SIZE			RACK DEPTH	RACK WIDTH		FRONT/BACK LID	OUTSIDE DEPTH	OUTSIDE WIDTH	OUTSIDE HEIGHT	WEIGHT		SHIPPING CUBE					
PART NO.	U	in	mm	in	mm	in	mm	in	in	mm	in	mm	in	mm	lbs	kg	ft³	m³
SUPER-V-3U-30-M6	3U	5.25	133	30	726	19	483	2.2 / 5.2	41.8	1062	23.8	603	11.4	289	54	24.5	6.6	0.19
SUPER-V-5U-30-M6	5U	8.72	222										14.9	378	59	26.9	8.6	0.24
SUPER-V-7U-30-M6	7U	12.25	311										18.4	467	65	29.3	10.6	0.30
SUPER-V-9U-30-M6	9U	15.75	400										21.9	556	69	31.2	12.6	0.36

Universal Cage Nut Kit

Included with each V Rack Case*

Includes:
One (1) pack of #10-32 UNF/SAE (24 qty)
& One (1) pack of M6 Metric (24 qty)

PN: 1-030-32426

* 3U - 5U contain (1) Universal Cage Nut Kit
* 7U - 14U contain (2) Universal Cage Nut Kits



#10-32 UNF/SAE CAGE NUTS
(24 pieces)

PN: 1-030-00032



M6 METRIC CAGE NUTS
(24 pieces)

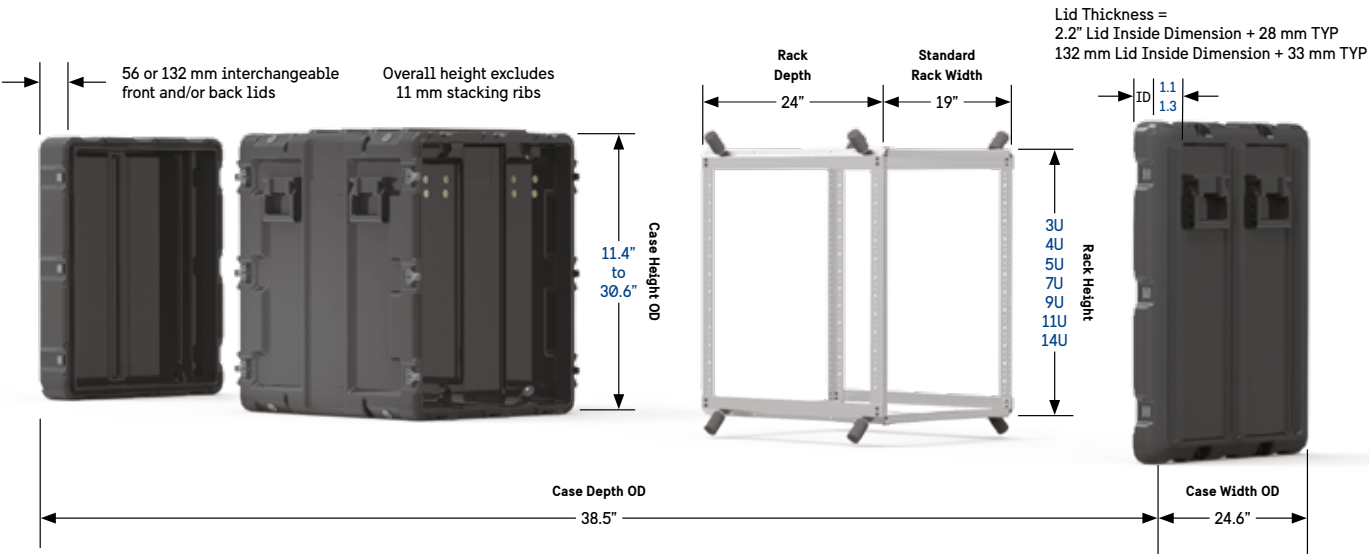
PN: 1-030-00042

	RACK DIMENSIONS					CASE DIMENSIONS					
	RACK HEIGHT U SIZE		RACK DEPTH	RACK WIDTH		LID I.D. FRONT/ BACK	LID O.D. FRONT/ BACK	CASE LENGHT O.D. ¹	CASE WIDTH O.D.	CASE HEIGHT O.D.	WEIGHT
PART NO.	U	mm	mm	in	mm	mm	mm	mm	mm	mm	kg
MR4U 40/480/40	4U	178	480	19	483	45/45	80/80	740	555	285	17.2
MR4U 40/480/100						45/85	80/125	785			17.6
MR4U 40/610/40	4U	178	610	19	483	45/45	80/80	870	555	285	19.0
MR4U 40/610/100						45/85	80/125	915			19.4
MR6U 40/480/40	6U	267	480	19	483	45/45	80/80	740	555	375	19.3
MR6U 40/480/100						45/85	80/125	785			19.8
MR6U 40/610/40	6U	267	610	19	483	45/45	80/80	870	555	375	20.9
MR6U 40/610/100						45/85	80/125	915			21.4
MR8U 40/480/40	8U	355	480	19	483	45/45	80/80	740	555	460	22.8
MR8U 40/480/100						45/85	80/125	785			23.5

1 - Llength Outside Dimension includes both Lids.
Please note all weights are approximate, and may vary. These weights have been calculated.

	RACK DIMENSIONS					CASE DIMENSIONS					
	RACK HEIGHT U SIZE	RACK DEPTH	RACK WIDTH		LID I.D. FRONT/ BACK	LID O.D. FRONT/ BACK	CASE LENGHT O.D. ¹	CASE WIDTH O.D.	CASE HEIGHT O.D.	WEIGHT	
PART NO.	U	mm	mm	in	mm	mm	mm	mm	mm	mm	kg
MR8U 40/610/40	8U	355	610	19	483	45/45	80/80	870	555	460	24.8
MR8U 40/610/100						45/85	80/125	915			25.5
MR10U 40/480/40	10U	443	480	19	483	45/45	80/80	740	555	550	26.1
MR10U 40/480/100						45/85	80/125	785			26.8
MR10U 40/610/40	10U	443	610	19	483	45/45	80/80	870	555	550	28.2
MR10U 40/610/100						45/85	80/125	915			29.0
MR12U 40/480/40	12U	533	480	19	483	45/45	80/80	740	555	640	29.2
MR12U 40/480/100						45/85	80/125	785			30.0
MR12U 40/610/40	12U	533	610	19	483	45/45	80/80	870	555	640	31.7
MR12U 40/610/100						45/85	80/125	915			32.5

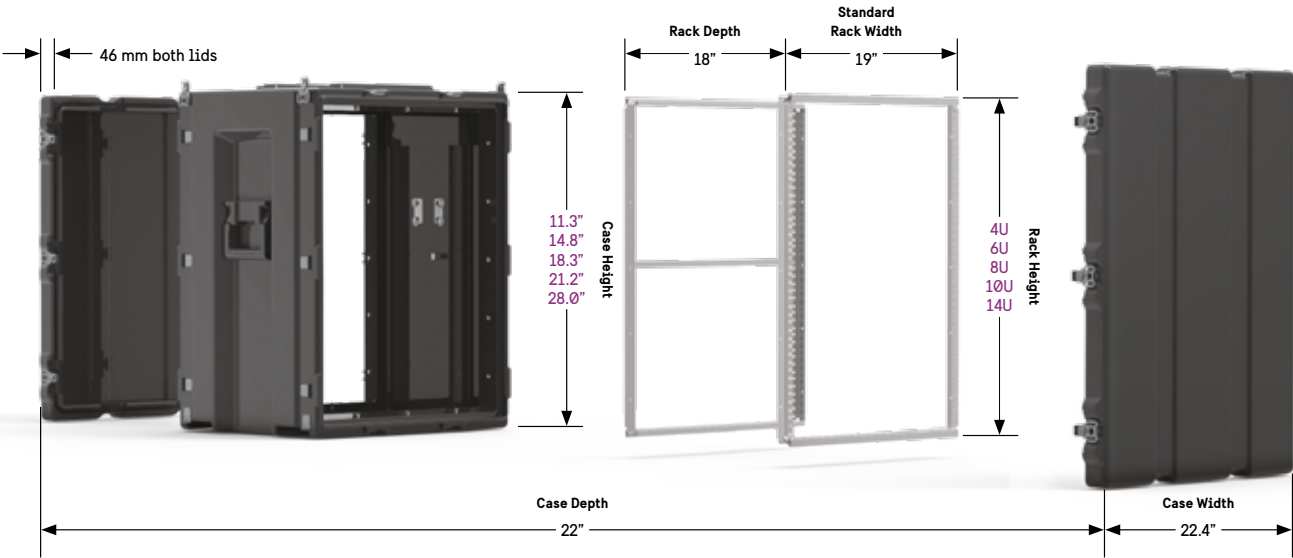
1 - Llength Outside Dimension includes both Lids.
Please note all weights are approximate, and may vary. These weights have been calculated.



	RACK DIMENSIONS							CASE DIMENSIONS										
24" DEEP FRAMES	RACK HEIGHT U SIZE			RACK DEPTH		RACK WIDTH		FRONT/ BACK LID ¹	OUTSIDE DEPTH ²		OUTSIDE WIDTH ³		OUTSIDE HEIGHT ⁴		WEIGHT		SHIPPING CUBE	
PART NO.	U	in	mm	in	mm	in	mm	in	in	mm	in	mm	in	mm	lbs	kg	ft³	m³
BlackBox-3U-M6	3U	5.25	133	24	610	19	483	2.2 / 5.2	38.5	978	24.6	625	11.4	289	42	19.1	6.2	0.18
BlackBox-4U-M6	4U	7.00	178										13.1	333	47	21.3	7.2	0.20
BlackBox-5U-M6	5U	8.75	222										14.9	378	48	21.8	8.2	0.23
BlackBox-7U-M6	7U	12.25	311										18.4	467	51	23.1	10.1	0.29
BlackBox-9U-M6	9U	15.75	400										21.9	556	56	25.4	12.0	0.34
BlackBox-11U-M6	11U	19.25	489										25.4	644	60	27.2	13.9	0.39
BlackBox-14U-M6	14U	24.50	622										30.6	778	66	29.9	16.8	0.48

AVAILABLE SPRING 2022	RACK DIMENSIONS							CASE DIMENSIONS										
30" DEEP FRAMES	RACK HEIGHT U SIZE			RACK DEPTH		RACK WIDTH		FRONT/ BACK LID ¹	OUTSIDE DEPTH ²		OUTSIDE WIDTH ³		OUTSIDE HEIGHT ⁴		WEIGHT		SHIPPING CUBE	
PART NO.	U	in	mm	in	mm	in	mm	in	in	mm	in	mm	in	mm	lbs	kg	ft ³	m ³
BlackBox30-3U-M6	3U	5.25	133	30	762	19	483	2.2 / 5.2	44.5	1130	24.6	625	11.4	289	46	20.9	7.2	0.20
BlackBox30-5U-M6	5U	8.75	222										14.9	378	52	23.7	9.4	0.27
BlackBox30-7U-M6	7U	12.25	311										18.4	467	56	25.2	11.7	0.33
BlackBox30-9U-M6	9U	15.75	400										21.9	556	61	27.6	13.9	0.39

1 - Lid Outside Dimension (O.D.) = Lid I.D. plus 1.3" on 5.2" lids and plus 1.1" on 2.2" lids
2 - Length includes stiffening ribs
3 - Width is based on measurements with installed comfort grip handles
4 - Height excludes .44" stacking ribs



	RACK DIMENSIONS							CASE DIMENSIONS											
17" DEEP FRAMES	RACK HEIGHT U SIZE			RACK DEPTH		RACK WIDTH		FRONT/ BACK LID¹		OUTSIDE DEPTH²		OUTSIDE WIDTH		OUTSIDE HEIGHT³		WEIGHT		SHIPPING CUBE	
PART NO.	U	in	mm	in	mm	in	mm	in	mm	in	mm	in	mm	in	mm	lbs	kg	ft³	m³
PR2008-01/18/01	4U	7.00	177.8	17	457	19	483	1.81	46	22	559	22.4	568	11.3	286	20.9	9.5	3.2	0.09
PR2012-01/18/01	6U	10.50	266.7											14.8	375	23.9	10.8	4.2	0.12
PR2015-01/18/01	8U	14.00	355.6											18.3	464	27.3	12.4	5.2	0.15
PR2018-01/18/01	10U	17.50	444.5											21.2	558	39.0	17.7	6.4	0.18
PR2026-01/18/01	14U	24.50	622.3											28.0	711	36.3	16.5	8.0	0.23

1 - Lid Outside Dimension (O.D.) = Lid I.D. plus 0.2" per lid
2 - Depth includes stacking ribs
3 - Height excludes 0.5" stacking ribs

The variance in rack length based on non shock mounted frame – "17" rack frame is only obtained by purchasing extra rack frame for the rear of the case, 17" rack length may vary – this is not a shock mounted rack".



Double Lid Case

24" = Case Depth

10" = Case Height

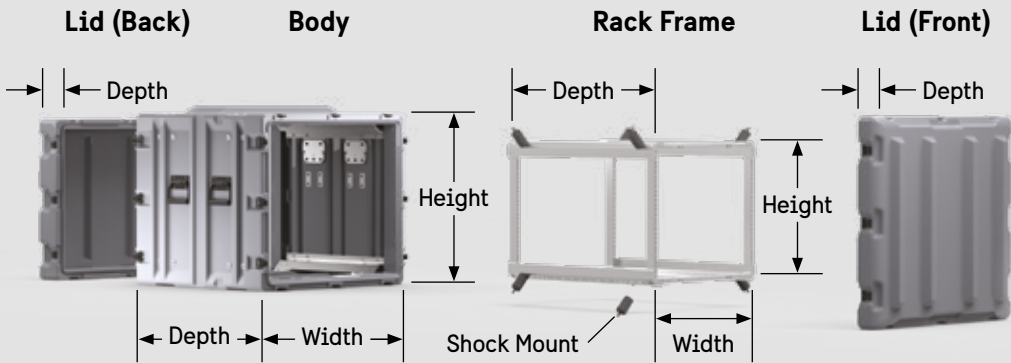
DE 24 10 - 02 / 35 / 02

2" = Front Lid Depth

35" = Case Body Length

2" = Case Rear Lid Depth

Values Represent Interior Dimensions



LEARN MORE ABOUT + OUR PRODUCTS



www.peli.com



AVAILABLE IN 18 LANGUAGES!

www.pelicatalogue.com



www.peli.com/webinars



EMEA

EUROPE, MIDDLE EAST & AFRICA HEADQUARTERS

PELI PRODUCTS, S.L.U.
C/ Provença, 388 Planta 7
08025 • Barcelona, Spain
Tel +34 934 674 999
Fax +34 934 877 393
www.peli.com

FRANCE

PELI PRODUCTS FRANCE
S.A.S.
20/22 Rue des Petits Hôtels
75010 Paris, France
Tel +33 (0)1 44 83 95 63
Fax +33 (0)1 44 83 95 68
www.peli.com

UK

PELI HARDIGG UK
Unit 4, Brookfield Industrial Estate
Leacon Road
Ashford Kent TN23 4TU
Tel +44 (0) 1233 895 895
Fax +44 (0) 1233 895 899
www.peli.com

U.S.A.

U.S.A. & GLOBAL HEADQUARTERS

23215 Early Avenue
Torrance, CA 90505 USA
Tel 310.326.4700
800.473.5422 (Outside CA)
Fax 310.326.3311
www.pelican.com

GERMANY

PELI PRODUCTS GERMANY GmbH
Düsseldorf Kö-Bogen
Business Center
Königsallee 2b, 5th Floor
40212 Düsseldorf, Germany
Tel +49 (0) 211 882 42 401
Fax +49 (0) 211 882 42 200
www.peli.com

UAE

PELICAN PRODUCTS FZE
JAFZA One Building A office 1511/1512
Jebel Ali Free Zone gate 5
P.O.Box 261008
Dubai – United Arab Emirates
Tel +971 4 8876550
Fax +971 4 8876549
www.pelican.com
www.peli.com

TURKEY

PELI PRODUCTS ANKARA
BRANCH OFFICE
Beştepe Mahallesi,
Nergis Sokak No:7/2
Via Flat İş Merkezi,
Plaza Cubes No:87
Tel +90 312 248 13 86
www.peli.com

PELICAN HARDIGG

147 North Main Street
South Deerfield, MA 01373
Tel (800) 542 73 44
Fax (413) 665 8330
www.pelican.com

* We also have offices in Canada, Japan, China, Australia, South Korea and India

PELI 1 YEAR LIMITED GUARANTEE

Peli Products S.L.U. ("Peli") guarantees its rotationally moulded products will be free of defects in materials and workmanship for one year from the date of invoice. This warranty does not cover any associated hardware including closure hardware, handles, wheels, and fasteners, which Peli warrants against defects in materials and workmanship for 90 days from the invoice date. This warranty applies only to the original purchaser and is not transferable. To the extent permitted by law, Peli's liability is limited to the case and not its contents and in no event shall Peli's liability to the purchaser for damages exceed the purchase price of the case in respect of which damages are claimed. All warranty claims of any nature are barred if the container has been altered, damaged or in any way physically changed, or subjected to abuse, misuse, negligence or accident.

For complete warranty details, see www.peli.com/WARRANTY

Distributed by:



©2022 Peli Products, S.L.U. All trademarks are registered and/or unregistered trademarks of Pelican Products, Inc., its subsidiaries and/or affiliates. All details included in this catalogue are correct when printed but for most updated information please visit www.peli.com and www.pelicatalogue.com.
Part No. 0030-RMC-001E JAN 22

Follow us on:



PELInsights



Check out our latest posts on Peli Rack Cases, get to know our Pro Users and take part in our different programs.

This and more on the brand new PELI blog!



Watch our Rack Cases video!

